



PV3000 LMPK Series Low Frequency Off Grid Solar Inverter

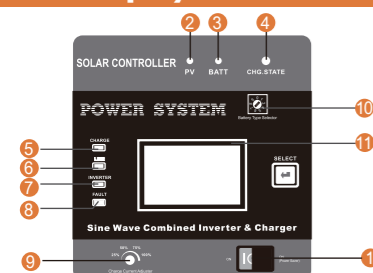
Feature:

- Rated power 1kw to 4kw (110V/120V)
- Pure sine wave output
- Powerful charge rate up to 70Amp
- Built-in MPPT solar charge controller 40A/60A
- MPPT efficiency max 98%
- Built-in pure copper UI transformer
- DIP Switch offer customized performance
- High Efficiency Design & "Power Saving Mode" to Conserve Energy
- Supporting RS232 communication, AGS, BTS port
- Remote control panel (optional)
- Compatible to generator

Introduction:

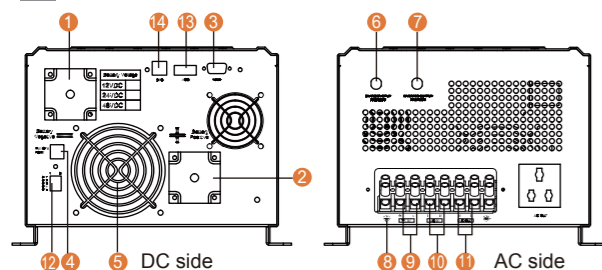
This is a multi-function inverter, combining functions of inverter and mppt solar charger controller, solar charger and battery charger to offer uninterruptible power support with portable size. The comprehensive LCD display offers user-configurable and easy-accessible button operation such as battery charging current, AC/solar charger priority, and selectable input voltage based on different applications.

LCD Display Information




1. Switch
ON(Power saver): Power on with saver mode(power saver \leq 25W)
INVERTER OFF: Power totally off(If there is AC power, inverter have charger function)
ON: Power on without saver mode

2. PV voltage normal
3. Battery voltage normal
4. PV Charging
5. AC Charge
6. AC power on
7. inverter mode
8. check inverter
9. Charge current adjustable: 25%, 50%, 75%, 100% (Optional)
10. Battery type selector
11. LCD display



12. BAT "-"
13. BAT "+"
14. RS232 communication port
15. Remote port
16. FAN
17. AC input/Bypass breaker
18. AC output breaker
19. DC side
20. AC side
21. GND
22. PV1 input
23. AC input
24. AC output
25. Function switch(SW1-SW5)
26. AGS
27. BTS

Solar System Connection



Back Panel



Specification

MODEL	PV30-1012	PV30-1024	PV30-1512	PV30-1524	PV30-2012	PV30-2024	PV30-3012	PV30-3024	PV30-3048	PV30-4024	PV30-4048		
	LMPK	LMPK	LMPK	LMPK	LMPK	LMPK	LMPK	LMPK	LMPK	LMPK	LMPK		
Nominal Battery System Voltage	12VDC	24VDC	12VDC	24VDC	12VDC	24VDC	12VDC	24VDC	48VDC	24VDC	48VDC		
INVERTER OUTPUT	Rated Power	1KW	1.5KW	2KW	3KW	4KW							
	Surge Rating (20ms)	3KW	4.5KW	6KW	9KW	12KW							
	Capable Of Starting Electric Motor	1HP					2HP						
	Waveform	Pure sine wave/ same as input (bypass mode)											
	Nominal Output Voltage RMS	110V/120VAC											
	Output Frequency	50Hz/60Hz +/-0.3 Hz											
	Inverter Efficiency(Peak)	>88%											
	Line Mode Efficiency	>95%											
AC INPUT	Power Factor	1.0											
	Typical Transfer Time	10ms(max)											
	Voltage	120VAC											
BATTERY	Selectable Voltage Range	80~135VAC(For Personal Computers)											
	Frequency Range	50Hz/60Hz (Auto sensing) 40-80Hz											
AC CHARGER	Minimum Start Voltage	10.0VDC /10.5VDC for12VDC mode (*2 for 24VDC,)									20.0VDC-21.0VDC /40.0VDC-42.0VDC		
	Low Battery Alarm	10.5VDC +/-0.3V for12VDC mode (*2 for 24VDC,)									21.0VDC +/-0.6V /42.0VDC +/-1.2V		
	Low Battery Cutoff	10.0VDC +/-0.3V for12VDC mode (*2 for 24VDC,)									20.0VDC +/-0.6V /40.0VDC +/-1.2V		
	High Voltage Alarm	16.0VDC +/-0.3V for12VDC mode (*2 for 24VDC,)									32.0VDC +/-0.6V /64.0VDC +/-1.2V		
	High Battery Voltage Recover	15.5VDC +/-0.3V for12VDC mode (*2 for 24VDC,)									31.0VDC +/-0.6V /62.0VDC +/-1.2V		
	Idle Consumption-Search Mode	<25W when power saver on											
BYPASS & PROTECTION	Output Voltage	Depends on battery type											
	Charger AC Input Breaker Rating	10A			30A				40A				
	Overcharge Protection S.D.	15.7VDC for 12VDC mode (*2 for 24VDC,)									31.4VDC/62.8VDC		
	Maximum Charge Current	35A	20A	45A	25A	65A	35A	75A	45A	30A	65A	35A	
SOLAR CHARGER	Input Voltage Waveform	Sine wave (grid or generator)											
	Nominal Input Frequency	50Hz or 60Hz											
	Overload Protection (SMPS Load)	Circuit breaker											
	Output Short Circuit Protection	Circuit breaker											
	Bypass Breaker Rating	10A			30A				40A				
	Max Bypass Current	30Amp									40Amp		
MECHANICAL SPECIFICATIONS	Maximum PV Array Power	600W	1200W	600W	1200W	600W	1200W	600W	1200W	2400W	1600W	3200W	
	Maximum PV Charge Current	40A									45A	60A	
	DC Voltage	12V/24V atuo work											
	MPPT Range @ Operating Voltage	16~100VDC @12V / 32~145VDC @ 24V											
	Maximum PV Array Open Circuit Voltage	100VDC/145VDC											
	Maximum Efficiency	>98%											
OTHER	Standby Power Consumption	<2W											
	Mounting	Wall mount											
	Dimensions (W*H*D)	423*247*197mm										597*247*197mm	
	Net Weight (Solar CHG) kg	18.5	18.4	19.5	19.4	23.5	32.2	28.7	27	23.3	41.3	39.4	
Shipping Dimensions(W*H*D)	570*355*300mm												
Shipping Weight (Solar CHG) kg	21.5	21.4	22.4	22.5	25.8	25.6	31.2	29.6	25.1	44.7	42.8		
OTHER	Operation Temperature Range	0°C to 40°C											
	Storage Temperature	-15°C to 60°C											
	Audible Noise	60dB MAX											
	Display	LED+LCD											
Standard Warranty	1 year												

* Product specifications are subject to change without further notice.

Approximate Back-up Time Table

Power Rate(w)	backup time(H) @1*100Ah	backup time(H) @2*100Ah	backup time(H) @4*100Ah	backup time(H) @4*200Ah	backup time(H) @8*200Ah
1000	0.4806	1.602	3.50304	7.6896	
2000	0.2136	0.4806	1.602	3.50304	7.6896
3000	0.1068	0.2848	0.8544	2.136	4.8416
4000		0.2136	0.4806	1.602	3.50304